



The Triton series offers the same legendary Voltage durability and luxury you expect but wrapped inside a more economical platform. Standard features flourish on the Triton, such as king-size beds, a 5500-watt generator, large holding tanks, and luxury living area amenities that make Triton the unmatched leader in value-oriented toy haulers.

### Features in Triton

- King Bed Standard On All Floorplans** - greeting weary travelers after a long day on the road, that's exactly what Dutchmen owners can expect. Comes standard on all Triton and Voltage floorplans.
- High Efficiency A/C System** - stay cool with two High Efficiency A/C units that come standard. It is also prepped to add a third A/C unit if needed.

### EXTERIOR FEATURES:

- 1" Thick Baggage Doors
- 50 Amp Service w/ 50' Cord & Indicator Lights
- Fully Walkable Roof w/ TPO AlphaPly Material (Lifetime Warranty)
- Large Electric Awning w/ LED Lights
- Tinted Safely Glass Windows
- 16" Aluminum Wheels
- Fuel Tank w/ Pump Station (30 Gallons)
- Winegard Digital Antenna 360+
- 7,000-lb. Axles w/ Ultra Lube
- Laminated End Walls in Sideouts
- 12V Heated Tank Pads
- Dedicated Heat Ducts for Underbelly
- Upgraded Graphics w/ 5 Year Warranty
- Four Step Entry- Aluminum
- 12 Gallon Water Heater
- Rota Flex Pin Box
- 6 Point Level Up
- Friction Hinge Entry Doors
- Roof Ladder
- Solar Prep
- Back-Up Camera Prep
- Awning Light Dimmer Switch

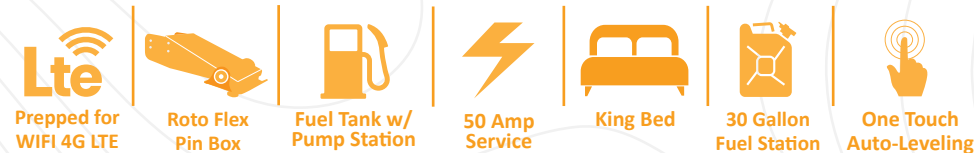
### GARAGE FEATURES:

- Metal Ram Air Vents
- 2,500lb Tie Downs
- Tuff Ply Garage Flooring
- Lay Flat HappiJac Sofas w/ Electric Top Bed
- Pull Down Screen
- Washer/Dryer Prep (NA 3351)
- TV Prep
- 4 Heat Duct
- Ramp Patio (Optional)

### INTERIOR FEATURES:

- 3-Burner Range w/ Upgraded Burner
- Upgraded Residential Furniture
- Heat & Massaging Sofa
- 50" LED TV
- One Piece Fiberglass Shower w/ Glass Shower Door
- Upgraded Beaufloor Linoleum
- 18 cu. ft. Refrigerator (N/A in 3351)
- 30" Residential Microwave
- 3" Laminated Main Floor
- Key TV

### Standard Features In Triton Floor Plan



### Optional Features In Triton Floor Plan



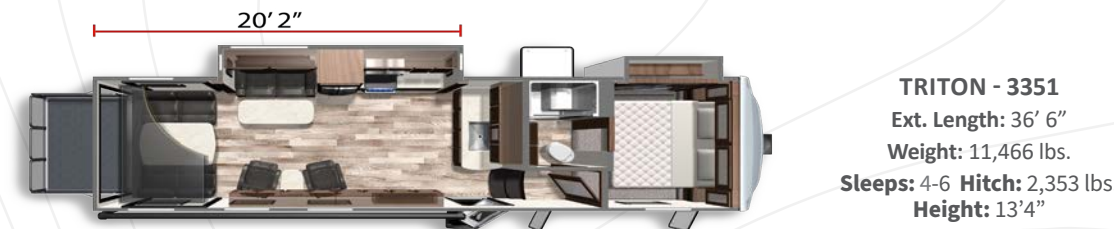
# VOLTAGE

**Voltage Series** - More luxury, more durability, and more standard amenities than you ever imagined possible in a luxury toy hauler. From the exclusive Polar Breeze A/C system, Zero-G ramp door, luxurious living areas, and master bedrooms with king-size beds, the Voltage checks every box you demand.


- Zero-G Ramp Door** - large, rear ramp doors let you access your toy hauler garage with little to no effort. Which means, you can leave the heavy lifting to your extreme toys.
- Fully-Insulated Garage Floor** - With a fully-insulated garage floor, your toys won't be subject to the whims of the weather.
- All Weather Package** - Additional Insulation in roof and underbelly, also wrapping slide floors with Radiant Foil Insulation.

### UPGRADED VOLTAGE FEATURES:

- All Weather Package
- 16" Custom Wheels
- Gel Coat Fiberglass Exterior Finish
- MorRyde CRE 3000 Suspension
- Secure Stance Entry Steps
- Second Fuel Tank - 30 Gal. (Total 60 Gal.)
- 162 Gal. Fresh Water (per floor plan)
- Blackout Roller Shades in Living Area
- 40" Flat Panel Fireplace
- Vessel Bowl Sink in Master Bathroom
- 2nd Power Awning Over Garage Entry Door
- Television in Garage
- Kenwood Audio System
- Ramp Patio w/ Electric Awning & Steps
- Tinted Frameless Windows
- Outside Entertainment Center (per floor plan)
- Solid Surface Countertops in Kitchen
- InSignia 4 Burner Residential Oven
- 12" Diamond Plate in Garage
- Aluminum Four Entry Step Garage Entry



**TRITON - 3351**  
Ext. Length: 36' 6"  
Weight: 11,466 lbs.  
Sleeps: 4-6 Hitch: 2,353 lbs.  
Height: 13' 4"



**TRITON - 3521**  
Ext. Length: 39' 6"  
Weight: 12,760 lbs.  
Sleeps: 6-8 Hitch: 2,981 lbs.  
Height: 13' 4"



**TRITON - 3551**  
Ext. Length: 39' 0"  
Weight: 12,832 lbs. Sleeps: 6-8  
Hitch: 2,907 lbs. Height: 13' 4"



**TRITON - 3571**  
Ext. Length: 39' 6"  
Weight: 13,157 lbs.  
Sleeps: 4-6 Hitch: 3,100 lbs.  
Height: 13' 4"



**TRITON - 3911**  
Ext. Length: TBD Weight: TBD  
Sleeps: TBD Hitch: TBD  
Height: TBD




**TRITON - 4191**  
Ext. Length: 45' 1"  
Weight: 14,667 lbs.  
Sleeps: 4-6 Hitch: 3,657 lbs.  
Height: 13' 3"



**TRITON - 4271**  
Ext. Length: 46' 4"  
Weight: 15,103 lbs.  
Sleeps: 6-8 Hitch: 3,744 lbs.  
Height: 13' 3"




**VOLTAGE - 3615**  
Ext. Length: 39' 0"  
Weight: 14,020 lbs.  
Sleeps: 6-8 Hitch: 2,957 lbs.  
Height: 13' 3"



**VOLTAGE - 3635**  
Ext. Length: 39' 4"  
Weight: 13,629 lbs.  
Sleeps: 6-8 Hitch: 3,118 lbs.  
Height: 13' 3"



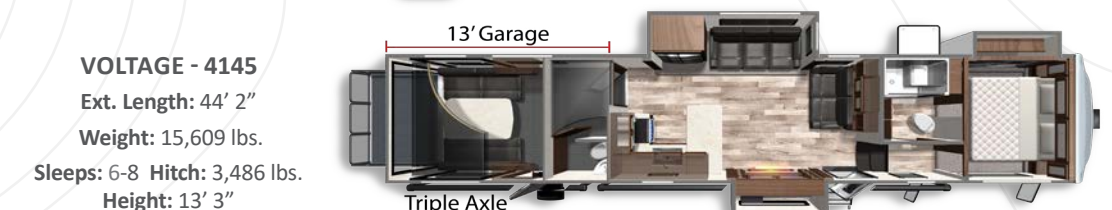
**VOLTAGE - 3845**  
Ext. Length: 42' 0"  
Weight: 14,905 lbs.  
Sleeps: 4-6 Hitch: 3,231 lbs.  
Height: 13' 4"



**VOLTAGE - 4015**  
Ext. Length: 44' 8"  
Weight: 15,469 lbs.  
Sleeps: 4-6 Hitch: 3,254 lbs.  
Height: 13' 4"



**VOLTAGE - 4135**  
Ext. Length: 44' 4"  
Weight: 15,269 lbs.  
Sleeps: 6-8 Hitch: 3,804 lbs.  
Height: 13' 3"



**VOLTAGE - 4145**  
Ext. Length: 44' 2"  
Weight: 15,609 lbs.  
Sleeps: 6-8 Hitch: 3,486 lbs.  
Height: 13' 3"



**VOLTAGE - 4225**  
Ext. Length: 46' 8"  
Weight: 16,106 lbs.  
Sleeps: 8-10 Hitch: 3,645 lbs.  
Height: 13' 3"



**VOLTAGE - 4245**  
Ext. Length: 46' 7"  
Weight: 15,727 lbs.  
Sleeps: 6-8 Hitch: 3,650 lbs.  
Height: 13' 3"

### Standard Features In Voltage Floor Plan



### Optional Features In Voltage Floor Plan



\*All information & specifications are for units manufactured after 03/01/2021

# VOLTAGE

## Soul of the RV

Whether a weekend getaway or an extended season, the Voltage will renew your spirit. With more standard features and a focus on quality, value, and design, find your soul of the RV.



### INTERIOR DECORS



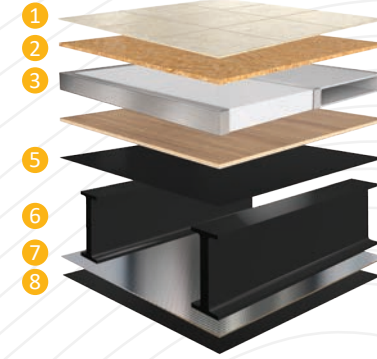
Chrome Raven Flooring Cabinets Countertops



### DUTCHMEN® CONSTRUCTION ADVANTAGE

#### Main Floor Structure

- 1 Linoleum Flooring
- 2 Dynaspan Floor Decking
- 3 Aluminum Frame with Block Foam Insulation and Heat Duct
- 4 Luan Panel
- 5 Darco Moisture Barrier
- 6 Steel Powder-Coated Main I-Beam Frame
- 7 Radiant Foil Insulation
- 8 Fully Enclosed Underbelly




#### Laminated Walls

- 1 Gelcoat Fiberglass Exterior Panel
- 2 Luan Wall Backing
- 3 Aluminum Frame with Block Foam Insulation
- 4 Interior Wall Panel

#### Solid Garage Floor

- 1 Rubber Floor Covering with Tie Downs Anchored to Frame
- 2 1" Floor Decking
- 3 Radiant Insulation
- 4 Darco Moisture Barrier
- 5 Steel powder coated main I-Beam Frame



#### Your Dealer

PO BOX 2000 | 2164 CARAGANA COURT | GOSHEN, IN 46527 | SALES 574.537.0600

[www.dutchmen.com](http://www.dutchmen.com)

Visit us online to see all the Dutchmen brands, innovative models and spacious floor plans.



## MORE STANDARD FEATURES MORE VALUE

Everything we put into our innovative floorplans are designed to maximize storage and comfort. We don't stop there, to ensure peace of mind after the purchase we have the industry's best RV warranty, 100% pre-delivery inspection, and the leader in parts and service. While other manufacturers offer features as options, we prefer to make those same features standard.

We've built a reputation for bringing RV owners more standard features for less money for over 25 years, and it's a reputation we plan to keep.



100%  
PRE-DELIVERY  
INSPECTION

At Dutchmen, quality is standard. Every single Dutchmen RV that comes off the line receives it's own pre-delivery inspection. Every unit undergoes a thorough 253-point check to ensure accurate measurements, fully-functional electronics and components.



THE INDUSTRY'S  
BEST  
RV WARRANTY

With this industry-best warranty, we take the guessing game out of what is and isn't covered. So, that means you don't have to wrangle over the details, because we deliver value by clearly outlining the major components we back during the first three years.



THE LEADER IN  
PARTS AND SERVICE

Replacement parts. Routine checkups. Expert advice. You name it and we've got it covered. When only the best RV services will suffice, our industry-leading parts and service department is ready to help you get back on the road - and stay there longer than ever before.

Length is defined as the distance from the centerline of hitch pin/coupler to rear bumper of trailer. \*\*Our weights represent how most units are built, inclusive of many commonly-ordered options. \*\*\*Fresh water capacity includes water heater capacity.

DISCLAIMER: Product information is as accurate as possible as of the date of brochure publication. All features, floor plans and specifications in this brochure are subject to change without notice. Please consult Dutchmen's website at [www.Dutchmen.com](http://www.Dutchmen.com) for current product information and specifications. Tow Vehicle Disclaimer. CAUTION: Owners of Dutchmen recreational vehicles are solely responsible for the selection and proper use of tow vehicles. All customers should consult with a motor vehicle manufacturer or their dealer concerning the purchase and use of suitable tow vehicles for Dutchmen products. Dutchmen disclaims any liability or damages suffered as a result of the selection, operation, use or misuse of a tow vehicle. DUTCHMEN'S LIMITED WARRANTY DOES NOT COVER DAMAGE TO THE RECREATIONAL VEHICLE OR THE TOW VEHICLE AS A RESULT OF THE SELECTION, OPERATION, USE OR MISUSE OF THE TOW VEHICLE. REFERENCE DUTCHMEN MANUFACTURING OWNERS MANUAL FOR LIMITED WARRANTY DETAILS. © 2021 Dutchmen 10-13-2021-Voltage-Printed in U.S.A.

# VOLTAGE



Fifth Wheel Toy Haulers  
Designed for enthusiasts.



Including



**Dutchmen**

To learn more visit our website [dutchmen.com](http://dutchmen.com)